

Safety measures in laboratory:

The wiring and electrical installations are checked for leakage and earthing. The safety of equipment and wires are provided by Miniature Circuit Breaker (MCB) and Earth Leakage Circuit Breaker (ELCB). MCB provides protection during short circuits. Fuses provide protection from over currents. Proper earthing is provided, so that it can protect from internal faults.

The safety measures taken in the laboratory are listed below:

- Specific Safety Rules like Do's and Don'ts are displayed and instructed for all students.
- Technical supporting staff monitor the lab at regular times.
- First aid box and fire extinguishers are kept in laboratory.
- Damaged equipment's are identified and serviced at the earliest.
- Laboratories are maintained in a clean and systematic manner.
- In Computer lab PCs are loaded with antivirus and Firewall software's.
- Students are restricted from carrying pen drives, CDs or any other storage devices into the laboratory to avoid data misuse and prevent systems from virus attacks.

Students are restricted from carrying cell phones or any other electronic gadgets to prevent any sort of distraction Safety Measures in Lab




Fig. CC TV in Computer Lab

SECURITY MEASURES

College campus is under 24 hours CC TV's surveillance:

Floor	DVR	Total Number of Cameras
Ground Floor	0	05
2 nd Floor	2	32
3 rd Floor	0	32

Approximate Systems	
Department	No. of Systems
Lab	60
Office	13
Exam Section	3
E- Library	3



Fig. CC TV in Class Room



Fig. general instructions in Library




Fig. CC TV in Library



Fig. CC TV in Corridor

ಅಗ್ನಿ ಅವಘಡವಾದಲ್ಲಿ ಅನುಸರಿಸಬೇಕಾದ ನಿಯಮಗಳು

- ಮ್ಯಾನ್ಯುಲ್ ಕಾಲ್ ಪಾಯಿಂಟ್ ಅನ್ನು ಒತ್ತುವ ಮೂಲಕ ಸೆಕ್ಯೂರಿಟಿ / ಭದ್ರತಾ ಸಿಬ್ಬಂದಿಯನ್ನು ಎಚ್ಚರಿಸಿ
- ಕಟ್ಟಡದ ಒಳಗಿರುವ ಬಹಿರಂಗ ಮೆಟ್ಟಿಲುಗಳ ಮೂಲಕ ಇಳಿದು ಕಟ್ಟಡದ ಹೊರಗೆ ಹೋಗಲು ಸೂಚಿಸಿ
(ಲಿಫ್ಟ್‌ಗಳನ್ನು ಬಾಹ್ಯೋದ್ದೇಶಿಸಬಾರದು)
- ಸಾಧ್ಯವಾದಲ್ಲಿ ಅಗ್ನಿನಂದಕವನ್ನು ಅಥವಾ ನೀರನ್ನು ಬಾಹ್ಯೋದ್ದೇಶಿಸಿ, ಬೆಂಕಿಯನ್ನು ಆರಿಸಲು ಪ್ರಯತ್ನಿಸಿ
- ಗಾಬರಿಯಾಗದೆ ತಾಳಿಯಿಂದಿರಿ, ಓಡಬೇಡಿ ನಿರ್ಧಾನವಾಗಿ ನಡೆಯಿರಿ
- ರಕ್ಷಣಾ ತಂಡದ ಗಮನವನ್ನು ನಿಮ್ಮತ್ತ ಸೆಳೆಯಲು ನಿರ್ಗಮಿಸುವಾಗ ಎನಾದರೂ ಕಷ್ಟವಾದಲ್ಲಿ ನಿಮ್ಮ ಅಭೀಶ್/ವಾರ್ಡ್‌ಗಳಲ್ಲಿ ಇರಲು ಪ್ರಯತ್ನಿಸಿ. ಸಾಧ್ಯವಾದಲ್ಲಿ ರಕ್ಷಣಾ ತಂಡದ ಗಮನವನ್ನು ನಿಮ್ಮತ್ತ ಸೆಳೆಯಲು ಪ್ರಯತ್ನಿಸಿ.

FIRE ORDER IN CASE OF FIRE


- * ALERT THE SECURITY AT SECURITY ROOM BY ACTIVATING MANUAL CALL POINT LOCATED AT STRATEGIC LOCATIONS.
- * EVACUATE THE OCCUPANTS BY USING FIRE EXITS AND EMERGENCY EXITS ONLY AND DO NOT USE THE LIFT
- * IF POSSIBLE TRY TO EXTINGUISH THE FIRE BY USING NEAREST / SUITABLE PORTABLE FIRE EXTINGUISHER OR WATER FROM NEAREST WET RISER.
- * BE CALM AND DO NOT GIVE ANY ROOM TO PANIC DO NOT RUN WALK SLOWLY.

NEAREST FIRE STATION NO.

- * IF YOU ENCOUNTER SERIOUS DIFFICULTY IN EVACUATION STAY IN YOUR OFFICE / DEPARTMENT AND TRY TO ATTRACT ATTENTION OF RESCUE TEAM

CHIRU FIRE SERVICES
 Office / Godown : Maranayakanapalya,
 Behind Siddaganga Mutt,
 Devarayanadurga Road, Tumkur - 572104
 Ph : 8970969101/9386617264
 Mail : chirufire2020@gmail.com

SRI MARUTHI ENTERPRISES



Chikkaballapur, Karnataka, In

Sjcit Admin Block, Chikkaballapur, Karnataka
 562103, India
 Lat 13.39635° Long 77.728564°
 Tuesday, 07/04/2026 03:05 PM GMT +05:30

Fig. Display of Safety Precaution in case of FIRE